

Temperature dry well calibrator

Model CTD9100-1100

WIKA data sheet CT 41.29

Applications

- Testing and calibration of temperature measuring instruments
- Reference instrument for works laboratories for the calibration of thermometers
- Also suitable for on-site calibration

Special features

- High accuracy and stability at high temperatures
- Temperature range 200 ... 1100 °C
- Possibility to check temperature switches
- Low weight and compact design
- Simple operation



Temperature dry well calibrator model CTD9100-1100

Description

Versatile in application

Nowadays, fast and simple testing of thermometers is a “must” when it comes to the operational reliability of machines and plants.

The portable calibrators of the CTD9100 family are particularly suited to local calibration tasks. They are extremely user-friendly. Due to their compact design and their low weight, the instruments can be taken and used almost anywhere.

The new equipment concept connects a stable heat source with a counter-current forced-cooling system, which keeps the temperature low in the upper part of the calibrator.

Thus, industrial temperature probes can be calibrated even more efficiently, without heating the connecting head or the handgrip.

Regular monitoring of temperature probes helps to recognise failures promptly and shorten downtimes.

Easy to use

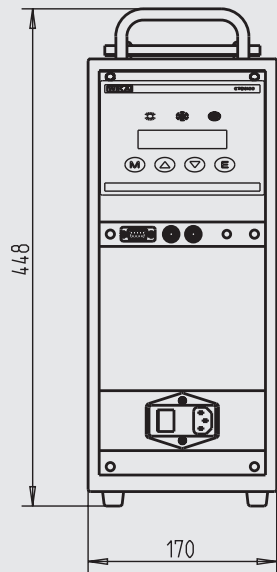
The temperature dry well calibrators of the CTD9100 series work with temperature-controlled metal blocks and interchangeable inserts.

The calibration temperature, adjusted simply using two buttons on the controller, can be controlled very quickly. The actual temperature of the heated block is displayed simultaneously on a large, 2-line high-contrast LCD screen. Thus reading errors are virtually eliminated.

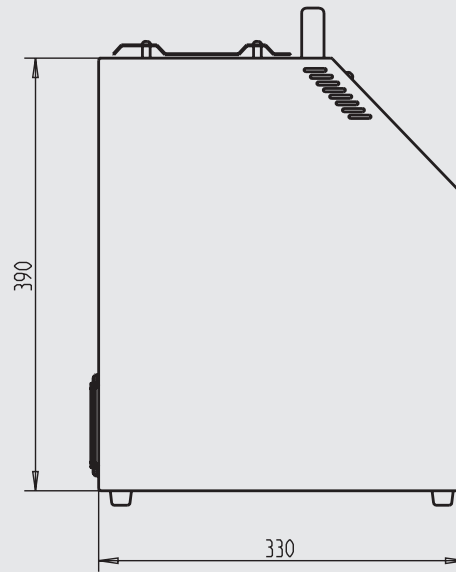
Thermometers with different diameters can be fitted into the calibrator using inserts, drilled to suit. A new block design, with improved temperature homogeneity at the calibrator's lower range, leads to smaller measurement uncertainties.

Dimensions in mm

Front view



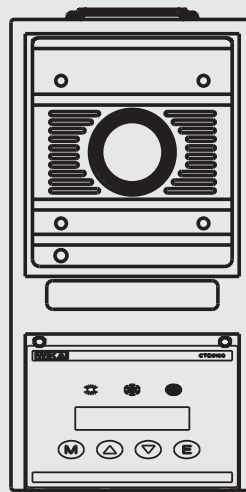
Side view



Rear view



Top view



Specifications


Model CTD9100-1100

Temperature range	°C	200 ... 1100
Accuracy		± 3 K
Stability		± 0.4 K at 1000 °C
Display resolution	°C	0.1 / 0.01
Heating time	min	50
Cooling time ¹⁾	min	150
Immersion depth	mm	175
Insert dimensions	mm	Ø 44 x 300
Interface		RS-232
Power supply	AC	230 V 50/60 Hz or 110 V 50/60 Hz
Power consumption	VA	850
Dimensions (W x H x D)	mm	170 x 390 x 330
Weight	kg	12
CE conformity		
■ EMC directive		2004/108/EC, EN 61000-6-2, immunity for industrial environments and EN 61000-6-3, emission for residential, commercial and light-industrial environments
■ Low voltage directive		2006/95/EC, EN 61010-1 and EN 61010-2-10, safety requirements for electrical equipment for measurement, control and laboratory use

1) from 1100°C to 200°C

Inserts

1. The ceramic insert has several bores into which the temperature probes being calibrated and one of the additional customer reference thermometers, for comparative calibration, can be inserted. The block is either heated or cooled to the desired calibration temperature. Once a stable temperature has been reached, the temperature probes to be calibrated can be compared with the reference thermometer. The documentation of this comparison represents the calibration.
2. The ceramic insulator is fitted into the insert sheath and its bores aligned with respect to the insert. This prevents the hand-grip or process head of the transmitter from overheating.
3. Replacement tools for removing or placing the ceramic insert. The insert must be aligned in such a way, so that the grooves sit directly over the controlled and monitored thermometers.



Scope of delivery

- Dry well temperature calibrator model CTD9100-1100
- Power cord, 1.5 m with safety plug
- Insert with four bores: 7 mm, 9 mm, 11 mm and 13.5 mm
- Drilled ceramic top insulator
- Replacement tools
- Connection cables
- Operating Instructions
- 3.1 calibration certificate per DIN EN 10204

Options

- DKD/DAkkS calibration certificate

Accessories

- Inserts, undrilled and drilled to specification
- Transport case
- Power cord for Switzerland
- Power cord for USA/Canada
- Power cord for UK

Ordering information

Model / Power supply / Calibration / Transport case / Power cord / Additional order info

© 2010 WIKA Alexander Wiegand SE & Co. KG, all rights reserved.
The specifications given in this document represent the state of engineering at the time of publishing.
We reserve the right to make modifications to the specifications and materials.



WIKAL Alexander Wiegand SE & Co. KG
Alexander-Wiegand-Straße 30
63911 Klingenberg/Germany
Tel. (+49) 9372/132-0
Fax (+49) 9372/132-406
E-mail info@wika.de
www.wika.de